

# **gripSAFE**

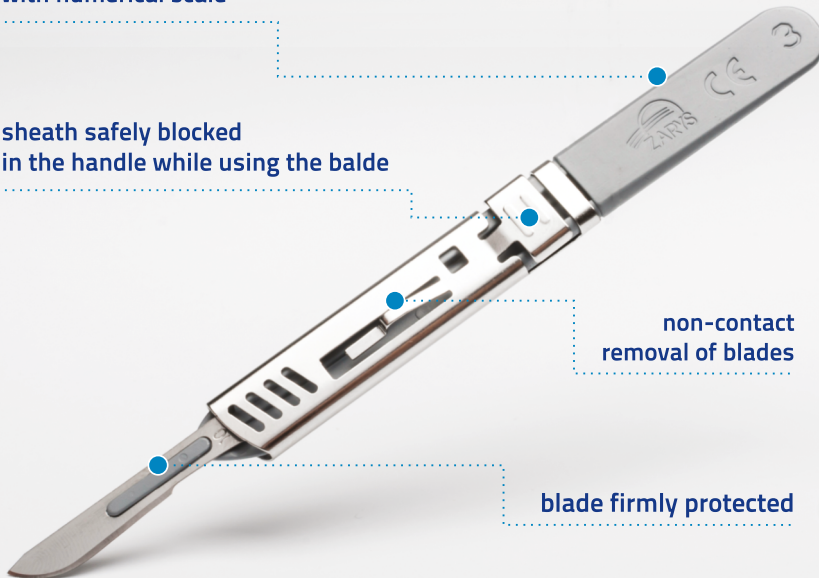


anti-slip handle surface  
with numerical scale

sheath safely blocked  
in the handle while using the blade

non-contact  
removal of blades

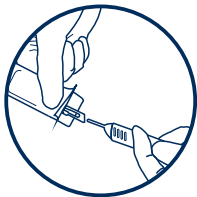
blade firmly protected



***Safety that you need***  
***Reusable safe shaft for surgical blades***

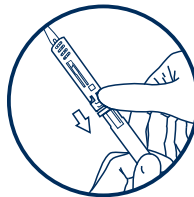
- Scalpel injuries prevention
- Special construction to safely cover the blade when not used
- Reusable product - it can be sterilized by steam or EO
- Safe and easy disposal of the blade - no direct contact needed
- Safe work environment

Product compliant with the requirements of the EC Directive 2010/32/EU



#### step 1

place a blade at the tip of the handle



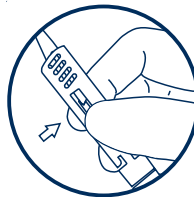
#### step 3

pressing the release button with your thumb, slide the sheath backwards till it is blocked in the handle and the blade is maximally revealed



#### step 2

pressing the release button with your thumb, slide the sheath forwards to safely cover the blade



#### step 4

after the procedure is finished, press the release button to unblock the sheath and slide it forwards to the point where the sheath clip can be placed under the blade. Remove the blade by pressing the sheath clip and sliding it forwards with your thumb

#### Order Information

gripSAFE no.3 - suitable for surgical blades no. 6-16 **ref. TPNR3**

gripSAFE no.4 - suitable for surgical blades no. 18-36 **ref. TPNR4**

**ZARYS International Group Sp. z o.o. Sp.k.**  
**ul. Pod Borem 18, 41-808 Zabrze, Poland**  
**www.zarys.com**

